












(Mid-End) LED Display Showcase Light

NON DIMMABLE / DIMMABLE

Picture	Item	Power (W)	Input V	Color Temp.	LED Brand	CRI (Ra)	Beam angle	Dimension D*L(mm)	Hole size (mm)	Driver	Material	Life Time (h)
	Display Light-01	1/3W	85-265V	2700-6500K	Epistar	>80	24°	Φ40*30	Φ35	IC	Alum	35000
		1/3W Ajust						Φ50*30	Φ45			
	Disply Light-02	3W	85-265V	2700-6500K	Epistar	>80	15° 24° 36°	Φ35*43	Φ30	IC	Alum	35000
		3W Ajust						Φ45*50	Φ40			
		6W						Φ60*66	Φ40			
		6W Ajust										
	Display Light-04	1W	85-265V	2700-6500K	Epistar	>80	24°	Φ36*30	Φ35	IC	Alum	35000
		3W										
	Display Light-10	1W	AC85-265V DC12V	2700-6500K	Epistar	>80	30°	Φ64*37	Φ55	IC	Alum	35000
		3W										

Picture	Item	Power (W)	Input V	Color Temp.	LED Brand	CRI (Ra)	Beam angle	Dimension D*L(mm)	Hole size (mm)	Driver	Material	Life Time (h)
	Display Light-05	1W	AC85-265V DC12V	2700-6500K	Epistar	>80	36°	Φ55*30	Φ45	/	Alum	35000
	Mini Spots	1W	DC12V-24V	2700-6500K	Epistar	>80	60° 100°	Φ20*H19	Φ16	/	Alum	35000
		2W						Φ20*H25	Φ16			
		3W						Φ30*H24	Φ25			
		4W						Φ35*H28	Φ35			
	6 in 1 EM-01	1W*6	AC85-265V To DC12V	2700-6500K	Epistar	>80	60° 100°	Φ20*H19	Φ16	/	Alum	35000
		2W*6						Φ20*H25	Φ16			
		3W*6						Φ30*H24	Φ25			
		4W*6						Φ35*H28	Φ35			
	6 in 1 SM-01	1.5W*6	AC85-265V DC12V	2700-6500K	Epistar	>80	15° 30° 45°	Φ30*H40	/	/	Alum	35000
	6 in 1 SM-02	3W*6	AC85-265V DC12V	2700-6500K	Epistar	>80	120°	Φ70*H13	Φ60*7	/	Alum	35000
								Surface	Surface			

Picture	Item	Power (W)	Input V	Color Temp.	LED Brand	CRI (Ra)	Beam angle	Dimension D*L(mm)	Hole size (mm)	Driver	Material	Life Time (h)
	Display Light-07	1/3W	85-265V	2700-6500K	Epistar	>80	60°	Φ35*47	Φ30	IC	Alum	35000
			DC12V DC24V									
	Display Light-09	1/3W	DC3.0-3.4V	2700-6500K	Epistar	>80	30° 60° 120°	Φ20*23	Φ15	IC	Alum	35000
		1/3W*9	AC-85-265V					Φ20*23				