
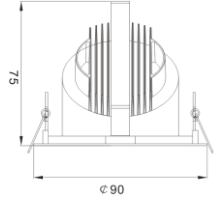

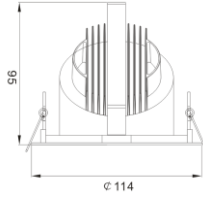

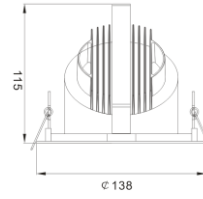


LED Trunk Downlight DTZ Series						CE / RoHs / TUV / SAA Certification		
Picture	Item	Model.No	Technology Specification			Size Picture	Lifud + CREE	
	LED Downlight	SL-DTZ-10W	Input Voltage:	220-240V AC 50/60Hz	Luminous Flux:	>100lm/w		
			Power:	10W	Size:	Φ90*H75mm		
			LED Chips:	CREE 1pcs	Cutout:	75mm		
			CCT:	3000K / 4000K / 5000K	CRI:	>90		
			Beam Angle:	15°/24°/36°	IP:	20		
			PF:	0.95	Dim Type:	Triac / 0-10V / DALI	Packaging : 50*27*32cm	
			Driver:	Lifud Non-Dim	Driver Optional:	JST / BOKE / OSRAM	24Pcs/Ctn 12KG/Ctn	
	LED Downlight	SL-DTZ-15W	Input Voltage:	220-240V AC 50/60Hz	Luminous Flux:	>100lm/w		
			Power:	15W	Size:	Φ115*H95mm		
			LED Chips:	CREE 1pcs	Cutout:	95mm		
			CCT:	3000K / 4000K / 5000K	CRI:	>90		
			Beam Angle:	15°/24°/36°	IP:	20		
			PF:	0.95	Dim Type:	Triac / 0-11V / DALI	Packaging : 50*27*32cm	
			Driver:	Lifud Non-Dim	Driver Optional:	JST / BOKE / OSRAM	24Pcs/Ctn 15KG/Ctn	
	LED Downlight	SL-DTZ-25W	Input Voltage:	220-240V AC 50/60Hz	Luminous Flux:	>100lm/w		
			Power:	25W	Size:	Φ140*H115mm		
			LED Chips:	CREE 1pcs	Cutout:	115mm		
			CCT:	3000K / 4000K / 5000K	CRI:	>90		
			Beam Angle:	15°/24°/36°	IP:	20		
			PF:	0.95	Dim Type:	Triac / 0-11V / DALI	Packaging : 55*55*27cm	
			Driver:	Lifud Non-Dim	Driver Optional:	JST / BOKE / OSRAM	12Pcs/Ctn 9KG/Ctn	

# LED Trunk Downlight DTZ Series

CE / RoHs / TUV / SAA Certification

	LED Downlight	SL-DTZ-35W	Input Voltage:	220-240V AC 50/60Hz	Luminous Flux:	>100lm/w		
			Power:	35W	Size	Φ165*H140mm		
			LED Chips:	CREE 1pcs	Cutout:	150mm		
			CCT:	3000K / 4000K / 5000K	CRI:	>90		
			Beam Angle:	15°/24°/36°	IP:	20		
			PF:	0.95	Dim Type:	Triac / 0-11V / DALI	Packaging : 60*60*25cm	
			Driver:	Lifud Non-Dim	Driver Optional:	JST / BOKE / OSRAM	6Pcs/Ctn 8KG/Ctn	
	LED Downlight	SL-DTZ-45W	Input Voltage:	220-240V AC 50/60Hz	Luminous Flux:	>100lm/w		
			Power:	45W	Size	Φ190*H160mm		
			LED Chips:	CREE 1pcs	Cutout:	170mm		
			CCT:	3000K / 4000K / 5000K	CRI:	>90		
			Beam Angle:	15°/24°/36°	IP:	20		
			PF:	0.95	Dim Type:	Triac / 0-11V / DALI	Packaging : 42*42*35cm	
			Driver:	Lifud Non-Dim	Driver Optional:	JST / BOKE / OSRAM	8Pcs/Ctn 13KG/Ctn	
	LED Downlight	SL-DTZ-50W	Input Voltage:	220-240V AC 50/60Hz	Luminous Flux:	>100lm/w		
			Power:	50W	Size	Φ190*H160mm		
			LED Chips:	CREE 1pcs	Cutout:	170mm		
			CCT:	3000K / 4000K / 5000K	CRI:	>90		
			Beam Angle:	15°/24°/36°	IP:	20		
			PF:	0.95	Dim Type:	Triac / 0-11V / DALI	Packaging : 54*27*46cm	
			Driver:	Lifud Non-Dim	Driver Optional:	JST / BOKE / OSRAM	8Pcs/Ctn 20KG/Ctn	