










## (Mid-End) LED Economy Downlight

Available also: DIMMBALE / SENSOR RADARR PIR

Picture	Item	Power (W)	Input V	Color Temp.	Led Brand	CRI (Ra)	Beam angle	Dimension D*L(mm)	Hole size (mm)	Driver	Color	Material	Life Time (h)
	SLECO-D09 SENSOR	5W	170-265V	2700-6400K	SMD Sanan 2835	>80	120°	Φ95*60	Φ75	IC Driver <b>No Flicking</b>	White	PC	20000
		7W						Φ110*60	Φ90				
		9W						Φ125*60	Φ110				
	SLECO-D04	3W	170-265V	2700-6400K	SMD Sanan 2835	>80	120°	Φ70*28	Φ50	IC Driver <b>No Flicking</b>	White Black	Alum	20000
		5W						Φ100*28	Φ70				
		7W						Φ120*28	Φ100				
		9/12W						Φ140*28	Φ120				
		15/18W						Φ180*28	Φ150				
	SLECO-D06	3/5W	170-265V	2700-6400K	COB	>80	24°	Φ85*50	Φ75	IC Driver <b>No Flicking</b>	White Black	Alum	20000
		10/12W						Φ110*57	Φ95				
		15/18W						Φ135*70	Φ115				
		25/30W						Φ160*75	Φ145				
	SLECO-D07	5W	170-265V	2700-6400K	COB	>80	24°	Φ95*60	Φ75	IC Driver <b>No Flicking</b>	White Black	Alum	20000
		10W						Φ120*60	Φ95				
		20W						Φ140*75	Φ115				
		2*5W						175*95*60	150*75				
		2*10W						230*120*70	200*95				
		2*20W						280*140*75	250*115				

Picture	Item	Power (W)	Input V	Color Temp.	Led Brand	CRI (Ra)	Beam angle	Dimension D*L(mm)	Hole size (mm)	Driver	Color	Material	Life Time (h)
	SLECO-D03	7/9W	220-240V Only Range	2700-6400K	COB	>80	15° 30° 45°	75*130	/	IC Driver <b>No Flicking</b>	Pinl White Silver Golden	Alum	20000
		10/12W						94*150	/				
	SLECO-D01	5W	170-265V	2700-6400K	SMD Sanan 2835	>80	120°	Φ100*80	Φ80	IC Driver <b>No Flicking</b>	White	PC	20000
		10W						Φ140*80	Φ110				
		15W						Φ180*80	Φ150				
	SLECO-D05	5W	170-265V	2700-6400K	SMD Sanan 2835	>80	120°	Φ100*65	Φ80	IC Driver <b>No Flicking</b>	White	PC Alum	20000
		10W						Φ140*70	Φ110				
		12W						Φ170*70	Φ150				
	SLECO-D08	5W	170-265V	2700-6400K	SMD Sanan 2835	>80	120°	Φ95*65	Φ75	IC Driver No Flicking	White	PC Alum	20000
		10W						Φ115*70	Φ95				
		12W						Φ140*70	Φ120				
	SLECO-D02	3W	170-265V	2700-6400K	SMD Sanan 2835	>80	120°	Φ90*30	Φ75	IC Driver <b>No Flicking</b>	White Black Silver	Alum	20000
		5W						Φ105*30	Φ80				
		7W						Φ120*35	Φ95				
		9W						Φ140*40	Φ110				
		12W						Φ180*40	Φ150				
		15W						Φ190*40	Φ160				